


My *Shavuot* Packet

Activities to prepare for *Shavuot* 2020

Created by Sari Kopitnikoff
@thatjewishmoment | thatjewishmoment.com



This packet belongs to: _____

Welcome

Here we are, approaching *Shavuot*: the celebration of receiving the Torah. This new packet contains fun and challenging activities to help you prepare for the holiday. I hope you enjoy them!

My name is Sari Kopitnikoff, and I am an educator, illustrator, and author. I especially love figuring out how to use fresh ideas to bring fun and meaning to Jewish life.

Questions? Comments?
I'd love to hear from you!


Find me on Instagram or Facebook at @thatjewishmoment or send me a note on thatjewishmoment.com. There, you can subscribe to my newsletter to get more educational resources.

A handwritten signature in black ink that reads "Sari Kopitnikoff". The signature is written in a cursive, flowing style with a small arrow-like flourish at the beginning.

Color by Number

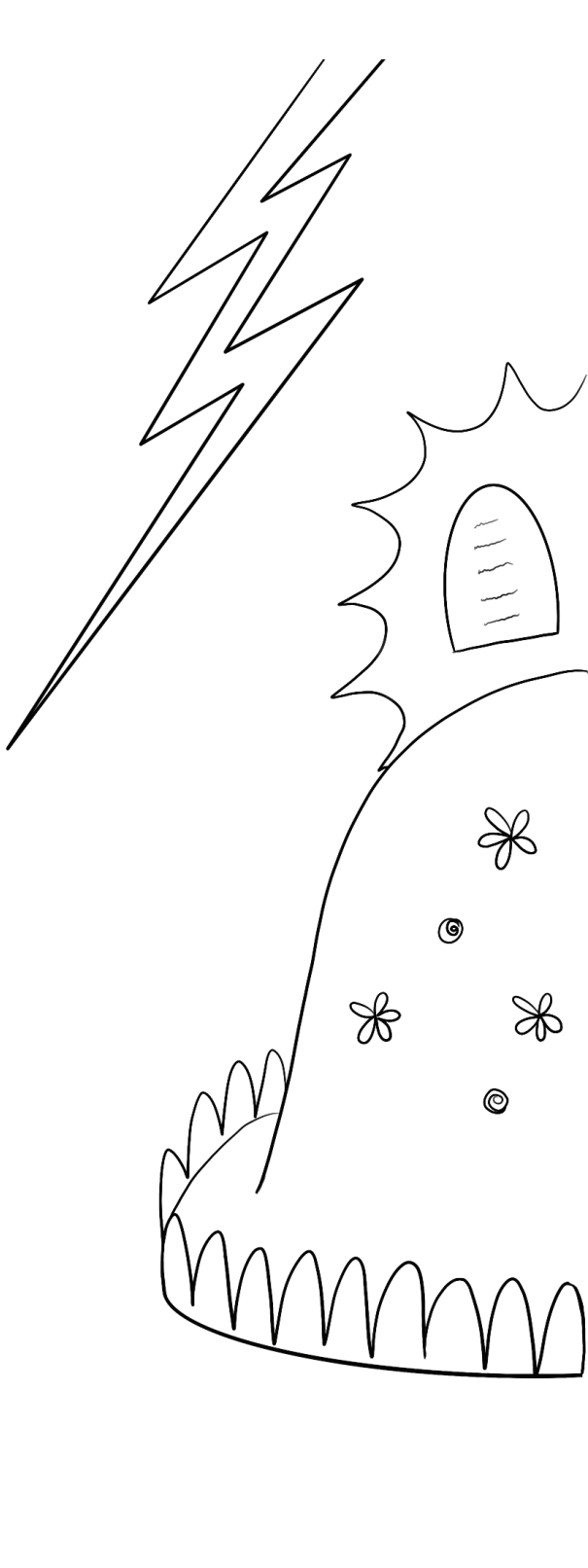
Use the following guide to color in the picture below. Of course, you can change any of the colors, but make sure you color each of the areas that have the same number with the same color.

1: grey, 2: skin tone, 3: blue, 4: green, 5: dark green, 6: brown, 7: yellow, 8: light grey



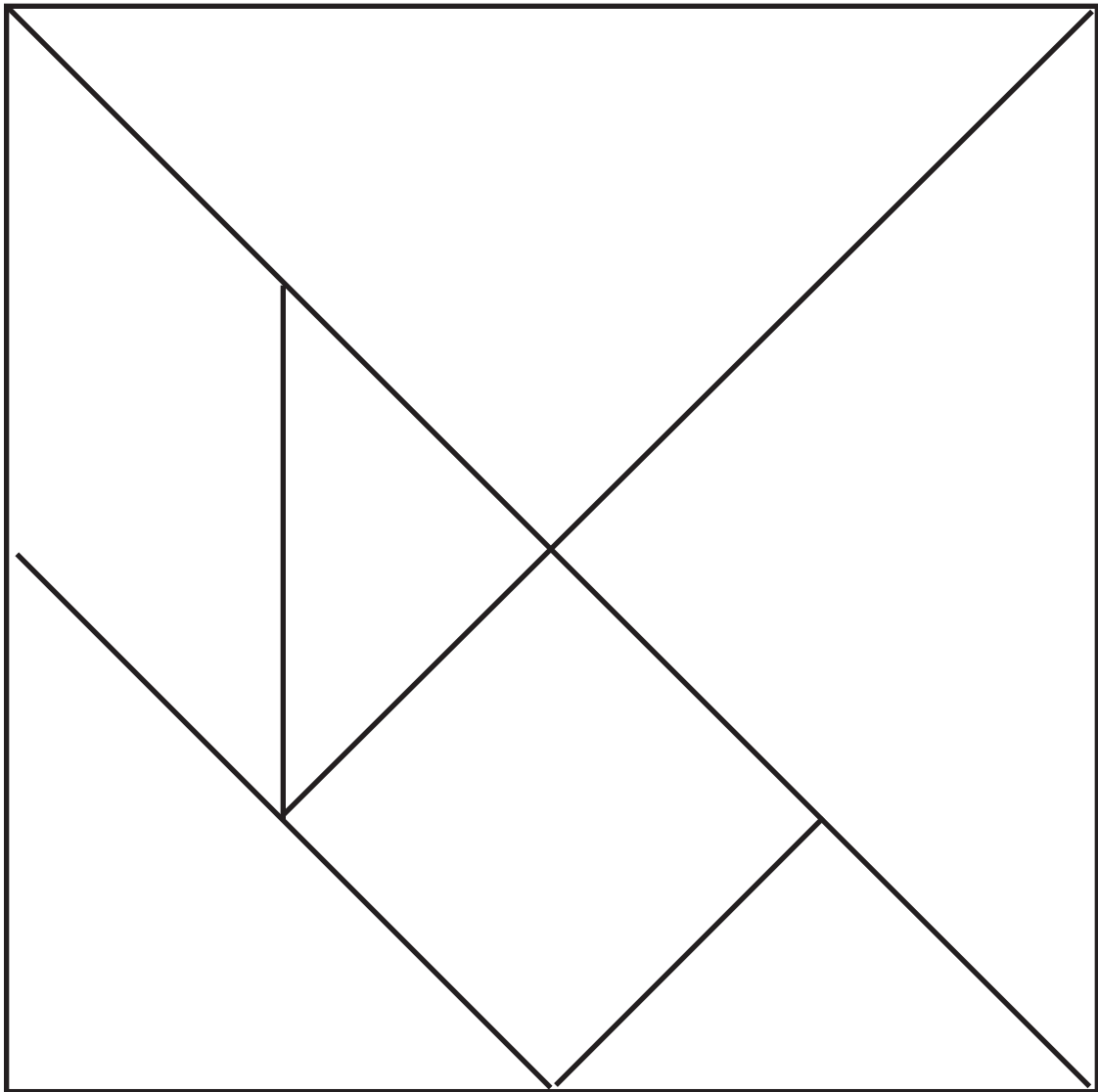
Complete the Picture

Use the left side of the page to help you complete the right side.
When you're done, color it in.



shavuot tangrams

Cut out each shape below. Use the shapes to create the *Shavuot* figures shown on the next page. For most of the images, you'll have to use all 7 shapes to create the picture. When you're done, see what pictures you can create on your own using the shapes. (See last page for answers.)






A flower
(6 pieces)



A house
(all 7 pieces)



A dairy cow
(all 7 pieces)



A coffee cup
(all 7 pieces)



A mountain
(all 7 pieces)



A candle
(all 7 pieces)

Find the Differences

The scene below shows Avraham and Sara greeting their 3 guests (*Parshat Vayerah*). Besides for being a well known Torah story, the scene is mentioned in regards to eating dairy on *Shavuot*.

How many differences can you spot between the two images?
(See last page for answers.)

All of the differences reflect various interpretations of the text made by our holy Sages. So, which scene is more correct?

As Torah-learning Jews, we accept multiple understandings of the same text. Sifting through various interpretations of our Torah helps us understand the ways of God.



Thank you to Rabbi Daniel Eisenberg for providing the content and sources for the images above. He can be reached at: danieleisenberg613@gmail.com.

Note: I took many artistic liberties drawing these scenes. Historical inaccuracies are for illustrative and clarity purposes.

Complete the Story

Here is an abridged summary of *Matan Torah* (the receiving of the Torah), but a lot of the important words have been left out. Can you find them below? (See last page for answers.)

Many _____ ago, God took us out of _____ with great _____. He brought us through the _____ to receive the _____ at _____. There was _____, _____, a thick _____, and the piercing sound of a _____. We heard the _____, and on that day, we became a _____.

G T S T N E M D N A M M O C S
U N B I G P Y T H S Q H R N E
S E I Y A H A R E K U E D A L
H H P N S N C Y J N D H U T C
D T O R T C I N E N P N O I A
Y R A F Q H T S U K T C L O R
T E N I A B G H Y Y E D C N I
Y C S P H R T I U H X F Q I M
M S P A Q Q X F L B S V I J Y
X Z Y B D E S E R T H A R O T

More Fun for *Shavuot*

I'm excited to share this new original card game I made for *Shavuot*, but it can be played year round. It's for 1-4 players, it's best for ages 8 and up, and it's available for download on my website: thatjewishmoment.com.

It's based on the popular custom many have to stay awake all night, on the first night of *Shavuot*. The game is made of 2 phases: during the prep phase, players prepare their hands with various tools to help them stay awake (ex: caffeine, a cool breeze). Then, during the night phase, players find out who's ready to pull an all-nighter.

Do you have what it takes to stay awake?

Presenting an all new original card game.

You'll need:
strategy,
luck,
and lots of caffeine.

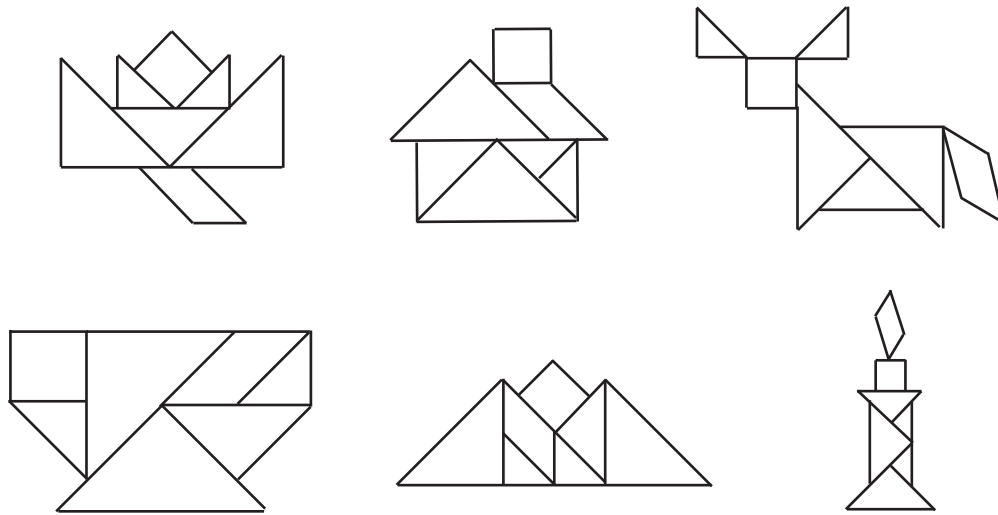
you
SNOOZE
you
LOSE
the Shavuot game

available on thatjewishmoment.com

The advertisement features a central sign on a wooden stand. The sign has the text 'you SNOOZE you LOSE the Shavuot game' in a mix of bold, outlined, and handwritten fonts. Above the sign, two hands are shown: one holding a dark mug and the other holding a grey coffee cup. The background is white with a black border.

Answers

Tangrams:



Find the Differences (answers and sources)

1. The tent had 4 doors or 2 (two opinions, *BeReishit Rabbah* 48:9, as understood by *Eitz Yosef*).
2. One opinion is the visit took place on *Pesach* and one is that it was on *Sukkot* (*BeReishit Rabbah* 48:12 and *Rosh HaShana* 11a).
3. The three guests/angels were all dressed in Arabic clothes or one was dressed as a baker, one as a ship captain, and one in Arabic clothes (*Bava Metzia* 86b and *BeReishit Rabbah* 48:9).
4. The guests had three cattle or four (*Bava Metzia* 86b and *Tanchuma in VaYeira* 4).
5. Sarah baked 9 se'ah of flour or 3 se'ah of flour (two opinions in *BeReishit Rabbah* 48:12).

Complete the Story

Years, Egypt, miracles, desert, Torah, Har,
Sinai, thunder, lightning, cloud, shofar, ten,
commandments, nation

